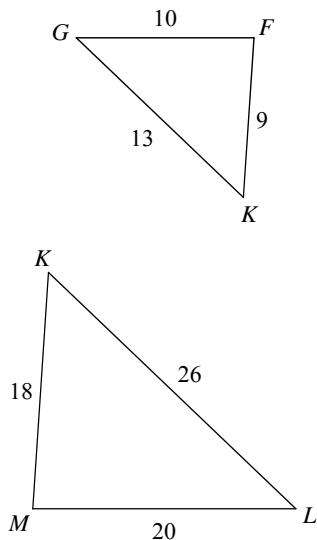


Daily Work

Date _____

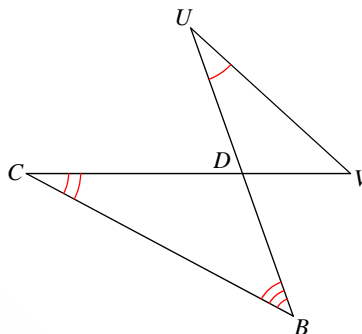
State if the triangles in each pair are similar. If so, state how you know they are similar and complete the similarity statement.

1)



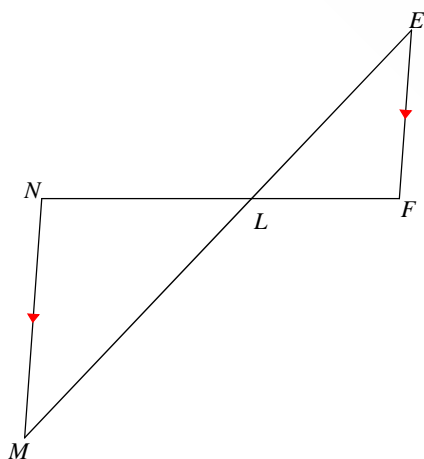
$\triangle KLM \sim$ _____

2)



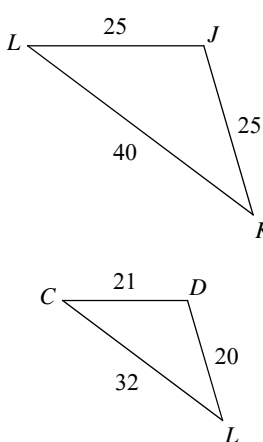
$\triangle DCB \sim$ _____

3)



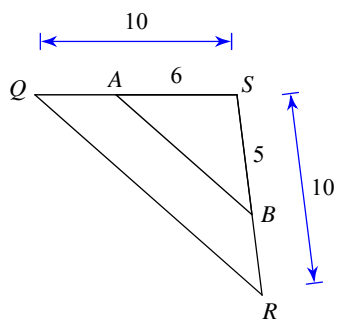
$\triangle LMN \sim$ _____

4)



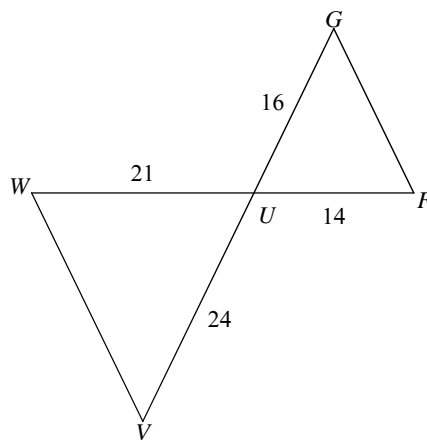
$\triangle LKJ \sim$ _____

5)



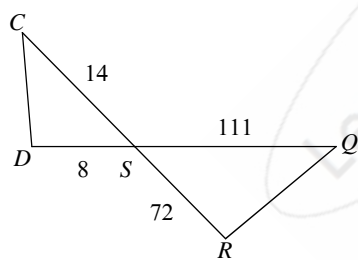
$\triangle SRQ \sim$ _____

6)



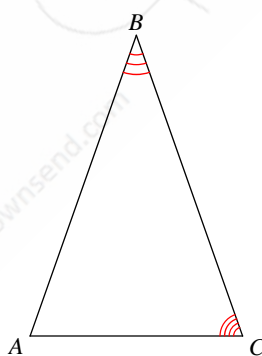
$\triangle UVW \sim$ _____

7)



$\triangle SRQ \sim$ _____

8)



$\triangle ABC \sim$ _____

Answers to Daily Work

- | | |
|---|----------------|
| 1) similar; SSS similarity; $\triangle KGF$ | 2) not similar |
| 3) similar; AA similarity; $\triangle LEF$ | 4) not similar |
| 6) similar; SAS similarity; $\triangle UGF$ | 5) not similar |
| | 7) not similar |
| | 8) not similar |

